

MH-300 & MH-300L Single-Sided Headset/Headphone

The MH-300 and MH-300L single-sided headsets and headphones provide the newest design in headset technology from RTS. MH series headsets are designed with you, the user, in mind, with a rugged, modular design; lightweight construction; installation options; and multi-functional use beyond the live studio or theater venue. The modular design allows you to interchange modules to allow for the best headset configuration for any environment. The noise-canceling microphone, combined with the headphone transducers, provides clear and precise communication in noisy environments. Finally, the headset is not limited to live studio or venue communications. By installing the appropriate module, you can connect to an MP3 player or many other types of audio device and listen to the programming of your choice.

MH series headsets are designed to provide clear communications for professional applications, including live remote or studio broadcasting, film, TV, or theater intercom communications.

MH series headsets and headphones are audio level-limited and conform to the EU Council Directive 2003/10/EC. The time-weighted average of noise exposure levels for a nominal 8-hour working day is not expected to exceed 85 dB SPL and a peak of 137 dB SPL.



Features

Modular Design

The modular design of the MH series allows for many options when configuring the perfect headset for use in your specific environment. The MH-300 series headset and headphone modules are universal, which means they are fully interchangeable, providing flexibility in configuring the headset or headphone to meet your specific needs. The versatility of the MH series is obvious when using the music/audio module. The music/audio module turns the headset into an everyday headset and allows connection to MP3 players, GPS, and many other audio applications.


Comfortable Design

The unique design of the MH series headset is its headband location in relation to the ear cups, delivering more stability when the headset is being worn. Additionally, all user contact points, i.e., ear cup cushions, temple pads, headband cushions, and windscreen, are completely replaceable, allowing for sanitary use.

Replace Microphone or Listen-Only Module

To replace a microphone or listen-only module, do the following:

1. Press the module release button located on the bottom of the ear cup. The module pops up from the ear cup.
2. Slide the module out and up, taking care to clear the mounting tab from the mounting tab hole.
3. To replace the module, align the mounting tab with the mounting tab hole.
4. Slide the module into place.
5. Press down on the module, snapping it into the ear cup.



Specifications

Speaker

- **Transducer Type:** Dynamic
- **Sensitivity:** 100 dB SPL/mW at 1 kHz (normal volume setting)
- **Impedance:** 150 Ω Nominal
- **Frequency Response:** 100 Hz to 10 kHz
- **Distortion:** 10%

Microphone

- **Type:** Noise-Canceling Dynamic
- **Impedance:** 200 Ω **Sensitivity:** 200 Hz to 5 kHz
- **Distortion:** <5%
- **Gross Weight:** 8 oz. (226 g)
- **Cord Length:** 5.9 ft. (1.8 m)
- **Color:** Black

Configure the Speaker Volume

Speaker Volume is configured using dip switch settings located on the main board of the headset. To configure the speaker volume, do the following:

1. Remove the microphone module or listen-only module.
2. Using a small flathead screwdriver (or other device), adjust the speaker volume. See the table below.

Dip Switch Settings



Dip switches are located on the microphone module and the listen-only module. This feature is not available on the audio input module.


Locate the dip switch window on either the boom mic module or the listen-only module.

NOTE: Only switch positions 3 and 4 are used to configure speaker volume.

For complete information on the use and care of the MH series of headsets and headphones, please refer to the user guide located on our website:

<http://www.intercomheadsets.com/manuals.php>

Dip Switch	Description
	Reduced Volume (-10dB from Normal Volume)
	Normal Volume (Default)



Ordering Information
MH-300 & MH-300L
Intercom Headsets
Catalog Number:

This specifications information is preliminary and is subject to change without notification.
Brand names mentioned are the property of their respective companies.